



National Imprint
CORPORATION
MANUFACTURERS AND PRINTERS
OF ENVELOPES AND STATIONERY

2025 PRODUCT CATALOG



Thank you for choosing NIC as your business printing provider!

With more than 35 years of experience and commitment to the distributor marketplace, NIC is your best source for any stock or custom envelopes, memo pads, carbonless forms and other stationery products.

Advantages of Doing Business with NIC

- **FREE Delivery** - All catalog products of quantities 5M or less ship FREE
- **FREE Typesetting** - Up to 20 lines of copy
- **Rapid Turnaround Times** - Current turn times are based on stock availability at time of order; 1-Color Envelopes (Blue/Black) 3-5 days. 2-Color Envelopes 5-7 days.
- **Online Ordering** - 24/7 for your convenience and \$2.50 off all online orders
- **Competitive Trade Prices** - NIC sells to distributors only and drop-ships under your name
- **Wide Selection of Stocks** - One source, wide selection, consistent quality
- **Executive Envelopes** - For high-speed inserting; multiple sizes in stock
- **Large Selection of Fine Stationery Papers** - Printing available in offset, digital and thermography
- **Envelope Variety** - Diagonal seam, booklet and V-flap; stock to custom; 1- to 6-color
- **Digital Envelope Printing** - Bleed with no converting
- **In-House Converting** - Production under one roof for maximum consistency
- **Inventory Management** - Warehouse space and inventory management available
- **Special Pricing** - Includes bids, contracts and large customized programs

NIC invites you to visit our website for fast online ordering, invoice pulls, invoice payments and order status updates.

national-imprint.com

Monday – Friday, 8AM-4:30PM ET
800.683.3000 • 866.520.9290 fax
Customer Service: cspa@national-imprint.com
Art/Estimating: paart@national-imprint.com

114 Ward Drive • Claysburg, PA 16625

Table of Contents

Electronic File Transfer	4	Postal and Inserting Envelopes	14
Envelope Sizing Guide	4	Fast Forward Window	
Executive Style® Envelopes	5	Reverse Flap Window	
Regular (V-Flap, DC-Flap)		Reverse Flap Window with Tint	
Window (V-Flap, DC-Flap)		Catalog Envelopes	15-16
Regular Business Envelopes	6	Open End	
Window Business Envelopes	6-8	Open End Peel & Seal™	
Standard Window		Open End Clasp	
Special Window Sizes		Button & String	
Right Hand Window		Tyvek®	
Stock Double Window		Booklet Envelopes	17
Non-Standard Business Envelopes	9	Booklet Catalog	
Booklet		Peel and Seal	
Recycled		Custom Latex Upcharges	
Commercial		Business Stationery	18-23
Colored Wove Envelopes	9	Letterhead	
Business		Envelopes	
Business Reply		Announcement Envelopes	23
(Stationery – pages 18 & 21)		Business Cards	24-25
Business Reply Envelopes	10	Memo Pads	25
Regular		Prescription Pads	25
With Tint		Standard Prescription	
Inside Tint Envelopes	10	Secure Prescription	
Regular		Carbonless Forms	26
Window		Inks & Multi-Color Printing	27-28
Remittance Envelopes	10	Fulfillment Schedule	29
Self-Seal Envelopes	11	Artwork	30
Flip & Seal		Additional Services	31
Flip & Seal with Tint		Trade Practices & Information	Back Cover
Peel & Seal™			
Peel & Seal™ with Tint			
Banking & Financial Envelopes	12-13		
Drive-In Teller Helper			
Coin			
FDIC with Tint			
NCUA with Tint			
Special Postal Envelopes	13		
1st Class Open End Catalog			
Medical Envelopes	14		
CMS/HCFA			

Digital Printing Now Available

**Call Customer Service to
Request a Quote or
Sample Packet!**

• NO CONVERTING •

If you don't see what you're looking for, call us at 800.683.3000!
Samples available upon request.



No. 11	4½" x 10¾"	No. 10½ 4½" x 9½"
No. 10	4⅛" x 9½"	
No. 9	3⅞" x 8⅞"	
No. 8⅝	3⅝" x 8⅝"	
No. 7¾	3⅞" x 7½"	
No. 7	3¾" x 6¾"	
No. 6¾	3⅝" x 6½"	
<div>Envelope Sizing Guide</div> <div>First Dimension = Height Second Dimension = Length</div> <div>Example: For the #10 Envelope, the height is 4⅛" and the length is 9½".</div>		

Electronic File Transfer Specifications

Send to: paart@national-imprint.com

At NIC we accept files in the following programs:
Quark® Adobe InDesign®
Adobe Illustrator® Adobe Photoshop®

NIC is up-to-date on all current versions of the software programs listed above.

When sending artwork, please include your Dealer and/or Purchase Order number with your artwork file, and indicate on your Purchase Order that artwork has been transmitted.

All artwork should be created in one of the above programs. Artwork for logos should be sent as VECTOR images and not RASTER art. Vector art allows NIC to manipulate artwork if necessary. RASTER images should only be sent if no other form of art is available and have a resolution of 300 dpi or higher. RASTER images sent for 2-color art will not be accepted if any of the colors are touching or screened. NIC accepts RASTER images for 4-color process art provided they are 300 dpi or higher.

PDF Files for Art

Please note that Portable Document Format files, or PDFs, are typically used as a proofing tool for viewing electronic documents on screen. A PDF is NOT an original file format. If you do supply a PDF for artwork, please remember the following:

1. Do not put a PASSWORD on the file.
2. If multiple colors – provide as a composite and a color-separated file along with cropmarks. If you are providing separated art, each color must be supplied as a black/gray scale.
3. If logos are in your artwork, we do advise sending the original vector file format for the logo as well.
4. Fonts should be converted to outlines. This ensures your order will not have a substituted font.

Microsoft Word Files

In general, NIC DOES NOT ACCEPT Word files. Orders that are black ink only with no logo may be accepted.

Fonts Within Art

To ensure your fonts are correct, NIC encourages you to have your text converted to outlines. If you are unable to convert your text to outlines and an exact match is not an issue, please indicate on your order that font substitution is acceptable.

Bleeds and Cropmarks

If your art has bleeds, NIC requires an extra ⅛" extended past the final document size. All documents with bleeds should also have crop marks to ensure proper positioning.

Executive Style® Envelopes

NIC's executive envelopes are known for providing outstanding quality, efficiency and uptime performance for your customers with inserting applications and extracting equipment worldwide.

Executive Style® envelopes have a lightweight design, using less paper per square inch than any other envelope design. This is important for your customers who pay by the ounce under first-class automated rate discounts from USPS. In addition, the high-back panels meet together at the throat, secured by extra-wide strips of seam adhesive. This combination offers strength and durability to the envelopes for high-speed inserting and mail processing.

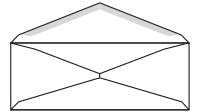
Tint is available on select executive envelopes in reflex blue.

The Executive DC® "Die-Cut" envelope was developed for the new, higher cycle speed inserters that require even tighter material tolerances. You will note the difference in the die-cut flap.



Executive - Regular

24lb. White Wove - V-Flap

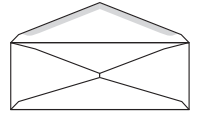


Description	Size	1,000	2,500	5,000	10,000	25,000	50,000	100,000	150,000	250,000
			Per M	Per M	Per M	Per M	Per M	Per M	Per M	Per M
#10 Regular	4 1/8" x 9 1/2"	103.10	82.42	58.58	39.86	34.99	33.48	31.88	31.58	31.47
#10 Regular w/tint	4 1/8" x 9 1/2"	106.80	83.65	64.09	43.57	39.02	34.79	33.14	32.79	32.67
#9 Regular*	3 7/8" x 8 7/8"	98.94	79.91	56.75	38.82	30.65	29.12	27.73	27.41	27.30
#9 Regular w/tint	3 7/8" x 8 7/8"	106.67	83.53	63.96	43.87	33.93	30.54	29.08	28.79	28.67

*Only available in recycled paper.

Executive - Window

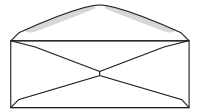
24lb. White Wove - V-Flap



Description	Size	1,000	2,500	5,000	10,000	25,000	50,000	100,000	150,000	250,000
			Per M	Per M	Per M	Per M	Per M	Per M	Per M	Per M
#10 Window	4 1/8" x 9 1/2"	110.42	88.33	65.04	41.03	37.93	36.41	34.49	34.22	34.06
#10 Window w/tint	4 1/8" x 9 1/2"	115.84	91.32	70.73	48.63	39.43	37.86	35.87	35.56	35.44

DC Executive - Regular

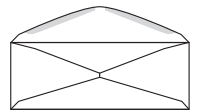
24lb. White Wove - Die Cut - Rounded Flap



Description	Size	1,000	2,500	5,000	10,000	25,000	50,000	100,000	150,000	250,000
			Per M	Per M	Per M	Per M	Per M	Per M	Per M	Per M
#10 Regular	4 1/8" x 9 1/2"	103.10	82.42	58.58	40.58	35.69	34.32	32.61	32.32	32.20
#9 Regular	3 7/8" x 8 7/8"	95.04	75.62	52.01	39.26	31.05	29.72	28.13	27.80	27.70

DC Executive - Window

24lb. White Wove - Die Cut - Rounded Flap



Description	Size	1,000	2,500	5,000	10,000	25,000	50,000	100,000	150,000	250,000
			Per M	Per M	Per M	Per M	Per M	Per M	Per M	Per M
#10 Window	4 1/8" x 9 1/2"	110.40	88.33	65.04	41.90	38.80	37.28	35.37	35.07	34.95
#10 Window w/tint	4 1/8" x 9 1/2"	112.65	87.65	66.64	45.14	40.37	38.80	36.81	36.50	36.38

Printing Assumptions: 1-color imprinting, light coverage without bleeds on the front only of a pre-converted envelope.
See pages 27-28 for pricing on 2- to 4-color printing, back printing, bleeds or heavy coverage.

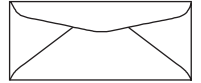
Quantities greater than 5M ship FOB plant.

Regular Business Envelopes

Standard, closed-face regular envelopes are most commonly used in business to send letters, checks and other mailings. NIC also offers side seam, recycled and kraft sizes in our non-standard business section.

Regular

24lb. White Wove with Diagonal Seam / Corner Card



Description	Size	500	1,000	2,500	5,000	10,000	25,000	50,000	100,000
				Per M	Per M	Per M	Per M	Per M	Per M
#10 Regular	4 1/8" x 9 1/2"	88.08	97.84	78.23	55.58	41.32	36.79	35.48	33.91
#9 Regular	3 7/8" x 8 7/8"	84.50	93.91	75.85	53.87	38.68	34.35	33.13	31.65
#7 3/4 Regular	3 7/8" x 7 1/2"	92.97	103.29	79.82	59.87	51.98	45.63	37.93	35.67
#7 Regular	3 3/4" x 6 3/4"	92.74	103.02	79.18	59.77	50.70	44.89	39.17	37.04
#6 3/4 Regular	3 5/8" x 6 1/2"	90.16	100.18	77.60	54.64	38.96	33.28	32.07	30.62
#6 1/4 Regular	3 1/2" x 6"	90.16	100.18	77.60	54.64	45.30	40.43	37.33	34.71
Check Regular	3 5/8" x 8 5/8"	92.74	103.02	80.11	59.87	50.20	45.10	41.10	39.27
#11 Regular	4 1/2" x 10 3/8"	118.74	131.88	106.17	82.35	71.78	67.53	63.74	61.22
#12 Regular	4 3/4" x 11"	127.00	141.11	115.38	91.71	80.00	76.91	74.76	72.47
#14 Regular	5 x 11 1/2"	131.45	146.36	125.88	102.21	85.25	82.67	80.01	78.32

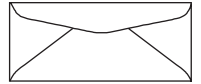
For Regular Business Envelopes with Tint, please see page 10.

Window Business Envelopes

NIC carries a complete line of single- and double-window versions with and without tint. Window envelopes are used for many business and personal correspondence purposes. Window envelopes allow an address to show through the window, eliminating the need to address the outside of the envelope.

Standard Window

24lb. White Wove with Diagonal Seam / Corner Card



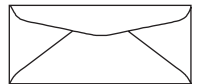
Description	Size	500	1,000	2,500	5,000	10,000	25,000	50,000	100,000
				Per M	Per M	Per M	Per M	Per M	Per M
#10 Window	4 1/8" x 9 1/2"	95.22	105.82	84.65	62.33	44.32	41.43	40.01	38.20
#9 Window	3 7/8" x 8 7/8"	95.10	105.64	84.54	62.22	44.69	41.43	40.01	38.20
#7 3/4 Window	3 7/8" x 7 1/2"	99.76	110.86	86.35	66.27	57.15	51.46	43.06	40.16
#7 Window	3 3/4" x 6 3/4"	99.76	110.86	85.44	65.86	56.22	51.13	42.78	40.04
#6 3/4 Window	3 5/8" x 6 1/2"	97.42	108.25	83.35	61.56	50.87	45.92	40.43	37.17
Check Window	3 5/8" x 8 5/8"	99.76	110.86	86.99	66.50	55.52	50.64	44.22	41.58
#11 Window	4 1/2" x 10 3/8"	120.23	133.31	107.35	93.60	92.55	90.00	86.53	83.23
#12 Window	4 3/4" x 11"	128.06	141.82	121.33	93.75	92.26	89.57	86.58	84.88

Standard Window size 1 1/8" x 4 1/2", Window position 7/8" from the left and 1/2" from the bottom.

Check Window size 1" x 4", Window position 1" from the left and 3/4" from the bottom.

Special Window Sizes

24lb. White Wove / Corner Card



Description	Size	2,500	5,000	10,000	25,000	50,000	100,000
		Per M	Per M	Per M	Per M	Per M	Per M
#10	4 1/8" x 9 1/2"	163.17	104.81	75.40	56.88	48.72	44.64
#9	3 7/8" x 8 7/8"	163.05	104.66	75.25	56.76	48.58	44.51
#7 3/4	3 7/8" x 7 1/2"	163.17	104.93	75.40	58.09	48.85	44.92
#6 3/4	3 5/8" x 6 1/2"	160.46	99.39	71.26	54.14	47.18	42.58
Check	3 5/8" x 8 5/8"	163.17	104.93	75.95	56.88	48.85	44.92
#11	4 1/2" x 10 3/8"	196.50	133.03	95.18	77.05	69.11	61.87

Please call for window dies. See page 7 for additional information.

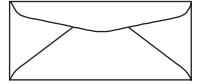
Warehouse program available. Call for a quote.

Quantities greater than 5M ship FOB plant.

See pages 27-28 to price 2- to 4-color printing.

Window Business Envelopes

Special Window Sizes (continued)



24lb. White Wove with Standard Inside Tint / Corner Card

Description	Size	2,500	5,000	10,000	25,000	50,000	100,000
		Per M	Per M	Per M	Per M	Per M	Per M
#10	4 $\frac{1}{8}$ " x 9 $\frac{1}{2}$ "	170.14	111.47	80.84	62.20	53.35	49.67
#9	3 $\frac{7}{8}$ " x 8 $\frac{7}{8}$ "	169.99	111.32	80.72	62.08	53.23	49.55
#7 $\frac{3}{4}$	3 $\frac{7}{8}$ " x 7 $\frac{1}{2}$ "	170.26	112.62	81.38	62.47	53.62	50.10
#6 $\frac{3}{4}$	3 $\frac{5}{8}$ " x 6 $\frac{1}{2}$ "	162.63	105.36	77.58	59.74	52.40	47.20
Check	3 $\frac{5}{8}$ " x 8 $\frac{5}{8}$ "	170.26	111.75	81.38	62.47	53.62	50.10
#11	4 $\frac{1}{2}$ " x 10 $\frac{3}{8}$ "	207.83	146.85	107.25	83.70	74.58	68.52

24lb. White Wove with Custom Inside Tint / Corner Card

Description	Size	2,500	5,000	10,000	25,000	50,000	100,000
		Per M	Per M	Per M	Per M	Per M	Per M
#10	4 $\frac{1}{8}$ " x 9 $\frac{1}{2}$ "	256.82	150.90	105.60	71.82	59.69	54.34
#9	3 $\frac{7}{8}$ " x 8 $\frac{7}{8}$ "	256.69	150.75	105.44	73.80	59.55	53.68
#7 $\frac{3}{4}$	3 $\frac{7}{8}$ " x 7 $\frac{1}{2}$ "	256.50	151.31	106.02	72.25	60.12	54.24
#6 $\frac{3}{4}$	3 $\frac{5}{8}$ " x 6 $\frac{1}{2}$ "	251.78	145.49	101.80	67.10	57.46	51.19
Check	3 $\frac{5}{8}$ " x 8 $\frac{5}{8}$ "	249.91	151.06	105.75	71.98	59.84	54.41
#11	4 $\frac{1}{2}$ " x 10 $\frac{3}{8}$ "	295.88	188.09	130.51	92.49	79.18	73.05

24lb. White Wove with FDIC Inside Tint / Corner Card

Description	Size	2,500	5,000	10,000	25,000	50,000	100,000
		Per M	Per M	Per M	Per M	Per M	Per M
#10	4 $\frac{1}{8}$ " x 9 $\frac{1}{2}$ "	170.33	111.17	80.73	62.93	53.16	47.13
#9	3 $\frac{7}{8}$ " x 8 $\frac{7}{8}$ "	170.21	111.03	80.62	62.79	53.03	47.00
#7 $\frac{3}{4}$	3 $\frac{7}{8}$ " x 7 $\frac{1}{2}$ "	170.04	112.62	81.62	63.37	53.61	47.55
#6 $\frac{3}{4}$	3 $\frac{5}{8}$ " x 6 $\frac{1}{2}$ "	160.99	103.40	74.86	60.99	51.58	45.62
Check	3 $\frac{5}{8}$ " x 8 $\frac{5}{8}$ "	168.47	112.16	81.30	63.06	53.30	47.26
#11	4 $\frac{1}{2}$ " x 10 $\frac{3}{8}$ "	208.11	146.08	104.81	85.74	74.58	65.25

24lb. Colored Wove / Corner Card (Indicate Color Preference: Blue, Canary, Goldenrod, Green, Gray, Cream, Pink or 24lb. Brown Kraft)

Description	Size	2,500	5,000	10,000	25,000	50,000	100,000
		Per M	Per M	Per M	Per M	Per M	Per M
#10	4 $\frac{1}{8}$ " x 9 $\frac{1}{2}$ "	180.12	111.96	89.95	68.84	60.03	56.79
#9	3 $\frac{7}{8}$ " x 8 $\frac{7}{8}$ "	179.98	111.84	89.82	68.72	59.85	56.61
#7 $\frac{3}{4}$	3 $\frac{7}{8}$ " x 7 $\frac{1}{2}$ "	198.26	112.45	90.40	69.28	60.43	57.24
#6 $\frac{3}{4}$	3 $\frac{5}{8}$ " x 6 $\frac{1}{2}$ "	165.17	101.60	79.31	60.47	53.89	52.49
Check	3 $\frac{5}{8}$ " x 8 $\frac{5}{8}$ "	179.37	111.96	90.10	69.00	60.15	56.91
#11	4 $\frac{1}{2}$ " x 10 $\frac{3}{8}$ "	208.16	139.21	110.75	85.27	78.36	74.12

24lb. White Wove Recycled / Corner Card

Description	Size	2,500	5,000	10,000	25,000	50,000	100,000
		Per M	Per M	Per M	Per M	Per M	Per M
#10	4 $\frac{1}{8}$ " x 9 $\frac{1}{2}$ "	187.63	116.63	93.69	71.71	62.53	59.15
#9	3 $\frac{7}{8}$ " x 8 $\frac{7}{8}$ "	187.48	116.50	93.57	71.59	62.35	58.97
#7 $\frac{3}{4}$	3 $\frac{7}{8}$ " x 7 $\frac{1}{2}$ "	206.52	117.14	94.17	72.17	62.95	59.63
#6 $\frac{3}{4}$	3 $\frac{5}{8}$ " x 6 $\frac{1}{2}$ "	172.05	105.84	82.61	62.99	56.14	54.68
Check	3 $\frac{5}{8}$ " x 8 $\frac{5}{8}$ "	186.84	116.63	93.86	71.88	62.66	59.28
#11	4 $\frac{1}{2}$ " x 10 $\frac{3}{8}$ "	216.84	145.02	115.37	88.82	81.63	77.21

Please call for window dies. Special orders may result in 10-20% overs/unders. Your invoice will be adjusted accordingly. Actual specs may vary by +/- $\frac{1}{16}$ ". Standard ink colors for custom inside tint are black or reflex blue.

Note: On window, measurement must be $\frac{3}{8}$ " from edge.

Turnaround time for envelopes listed on this page:

#10 or #9 = 12-15 workdays

#6 $\frac{3}{4}$, #7 $\frac{3}{4}$, Check, #11, window or any envelope with a CUSTOM or FDIC inside tint or colored wove = 20-25 business days

Window Business Envelopes

Right Hand Window

24lb. White Wove with Diagonal Seam / Corner Card

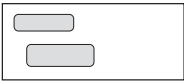


Description	Size	500	1,000	2,500	5,000	10,000	25,000	50,000	100,000
				Per M	Per M	Per M	Per M	Per M	Per M
#10 Window	4 $\frac{1}{8}$ " x 9 $\frac{1}{2}$ "	98.50	109.43	87.79	67.56	56.32	52.70	44.27	41.72

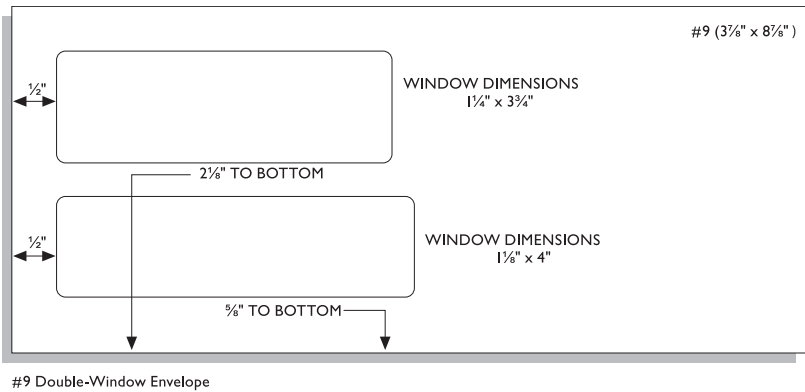
Window size 1 $\frac{1}{8}$ " x 4 $\frac{1}{2}$ ", Window position 4 $\frac{1}{8}$ " from the left and $\frac{1}{2}$ " from the bottom.

Stock Double Window

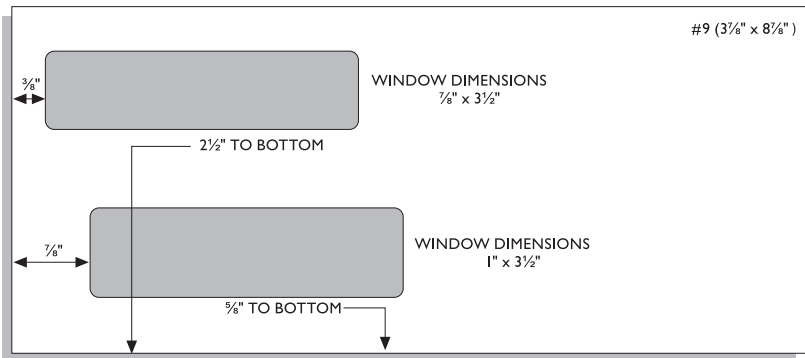
24lb. White Wove




Description	Size	1,000	2,500	5,000	10,000	25,000	50,000	100,000
			Per M	Per M	Per M	Per M	Per M	Per M
#9 Double Window	3 $\frac{7}{8}$ " x 8 $\frac{7}{8}$ "	133.85	116.62	107.78	97.47	77.60	59.71	56.40
#9 Double Window w/tint	3 $\frac{7}{8}$ " x 8 $\frac{7}{8}$ "	138.99	122.28	109.70	100.86	77.07	57.90	54.44
#9 Double Window w/tint + flip & seal	3 $\frac{7}{8}$ " x 8 $\frac{7}{8}$ "	159.12	142.15	129.81	120.88	97.20	77.92	76.63



#9 Double-Window Envelope



#9 Double-Window Envelope with Tint

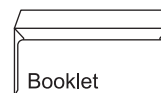


#9 Double-Window Envelope with Tint and Flip & Seal

Non-Standard Business Envelopes

Booklet Style

24lb. White Wove with Side Seam / Corner Card



Description	Size	500	1,000	2,500	5,000	10,000	25,000	50,000	100,000
				Per M	Per M	Per M	Per M	Per M	Per M
#10 Regular	4 $\frac{1}{8}$ " x 9 $\frac{1}{2}$ "	82.06	91.15	69.71	53.61	40.96	35.16	32.58	30.36
#10 Window	4 $\frac{1}{8}$ " x 9 $\frac{1}{2}$ "	88.81	99.46	77.83	61.31	51.37	45.24	40.21	38.32
#9 Business Reply	3 $\frac{7}{8}$ " x 8 $\frac{7}{8}$ "	91.43	101.59	74.19	59.90	49.32	43.58	36.66	34.15

Recycled

24lb. White Wove with Diagonal Seam / Corner Card



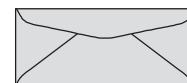
Recycled logo is pre-printed in black ink on back lower left.
30% PCW

Description	Size	500	1,000	2,500	5,000	10,000	25,000	50,000	100,000
				Per M	Per M	Per M	Per M	Per M	Per M
#10 Regular	4 $\frac{1}{8}$ " x 9 $\frac{1}{2}$ "	98.60	109.59	89.43	65.03	62.15	57.46	43.22	41.19
#10 Window	4 $\frac{1}{8}$ " x 9 $\frac{1}{2}$ "	110.22	122.43	98.29	74.68	70.70	64.75	54.56	49.88

(Laser and Thermography Compatible)

Commercial

24lb. Golden Brown Kraft with Diagonal Seam / Corner Card



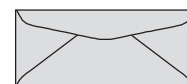
Description	Size	500	1,000	2,500	5,000	10,000	25,000	50,000	100,000
				Per M	Per M	Per M	Per M	Per M	Per M
#10 Regular	4 $\frac{1}{8}$ " x 9 $\frac{1}{2}$ "	96.95	107.73	88.21	68.54	59.62	56.52	50.82	50.07
#11 Regular	4 $\frac{1}{2}$ " x 10 $\frac{3}{8}$ "	112.12	124.61	104.72	83.43	75.33	70.54	63.70	62.12
#12 Regular	4 $\frac{3}{4}$ " x 11"	123.03	136.76	118.67	96.38	88.69	84.02	77.49	74.50
#14 Regular	5" x 11 $\frac{1}{2}$ "	137.99	153.32	137.94	110.60	102.58	97.20	89.99	86.48

Colored Wove Envelopes

(Matching stationery on pages 18 & 21)

Business

24lb. Wove with Diagonal Seam / Corner Card



Description	Size	500	1,000	2,500	5,000	10,000	25,000	50,000	100,000
				Per M	Per M	Per M	Per M	Per M	Per M
#10 Regular**	4 $\frac{1}{8}$ " x 9 $\frac{1}{2}$ "	101.74	113.03	88.81	65.60	60.56	55.91	44.35	36.62
#10 Window**	4 $\frac{1}{8}$ " x 9 $\frac{1}{2}$ "	110.62	122.87	94.15	71.88	66.00	60.39	50.30	44.32
#9 Regular*	3 $\frac{7}{8}$ " x 8 $\frac{7}{8}$ "	101.57	112.88	88.64	65.45	60.42	55.75	44.25	36.53
#6 $\frac{3}{4}$ Regular**	3 $\frac{5}{8}$ " x 6 $\frac{1}{2}$ "	100.54	111.68	83.38	60.87	55.45	49.40	40.47	34.90
#6 $\frac{3}{4}$ Window**	3 $\frac{5}{8}$ " x 6 $\frac{1}{2}$ "	108.51	120.59	96.51	69.92	61.06	56.53	48.91	43.87
#6 $\frac{1}{4}$ Regular*	3 $\frac{1}{2}$ " x 6"	100.54	111.68	83.38	60.87	55.45	49.40	40.47	34.90

*Available Colors: Blue or Pink. #6 $\frac{1}{4}$ is also available in Green. #9 is also available in Green and Canary.

**Available Colors: Blue (not available in #6 $\frac{3}{4}$ W), Canary, Green, Cream and Pink. Gray is only available in #10R and #10W. Goldenrod is only available in #10R and #10W.

Business Reply

24lb. Wove with Diagonal Seam

Three Formats Available



Description	Size	500	1,000	2,500	5,000	10,000	25,000	50,000	100,000
				Per M	Per M	Per M	Per M	Per M	Per M
#10 Regular**	4 $\frac{1}{8}$ " x 9 $\frac{1}{2}$ "	114.46	127.18	96.13	70.21	64.34	57.56	47.72	42.11
#9 Regular*	3 $\frac{7}{8}$ " x 8 $\frac{7}{8}$ "	114.41	127.08	95.96	70.06	64.17	57.46	47.59	41.99
#6 $\frac{3}{4}$ Regular**	3 $\frac{5}{8}$ " x 6 $\frac{1}{2}$ "	113.97	126.64	90.83	64.54	56.17	51.22	42.58	37.23
#6 $\frac{1}{4}$ Regular*	3 $\frac{1}{2}$ " x 6"	113.97	126.64	90.83	64.54	56.17	51.22	42.58	37.23

*Available Colors: Blue or Pink. #6 $\frac{1}{4}$ is also available in Green. #9 is also available in Green and Canary.

**Available Colors: Blue, Canary, Goldenrod, Green, Cream and Pink. Gray is only available in #10R.

Business Reply Envelopes

Business Reply

24lb. White Wove with Diagonal Seam

Three Formats Available



Description	Size	500	1,000	2,500	5,000	10,000	25,000	50,000	100,000
				Per M	Per M	Per M	Per M	Per M	Per M
#10 Regular	4 1/8" x 9 1/2"	97.28	108.10	81.16	60.26	49.54	43.83	37.09	34.80
#9 Regular	3 7/8" x 8 7/8"	97.19	107.99	81.06	60.15	49.41	43.70	36.96	34.69
#7 3/4 Regular	3 7/8" x 7 1/2"	101.98	113.33	84.10	62.77	51.74	47.66	39.27	37.09
#7 Regular	3 3/4" x 6 3/4"	101.88	113.17	83.73	62.49	51.43	46.50	38.73	36.36
#6 3/4 Regular	3 5/8" x 6 1/2"	100.04	111.15	81.94	58.30	47.49	41.67	35.45	32.92
#6 1/4 Regular	3 1/2" x 6"	100.04	111.15	81.94	58.30	47.49	41.67	35.45	32.92

Envelopes requiring Intelligent Barcode must have art furnished by USPS.

Business Reply - Standard Inside Tint

24lb. White Wove with Diagonal Seam

Three Formats Available



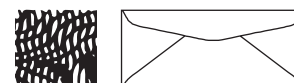
Description	Size	500	1,000	2,500	5,000	10,000	25,000	50,000	100,000
				Per M	Per M	Per M	Per M	Per M	Per M
#9 Regular	3 7/8" x 8 7/8"	103.58	115.11	89.54	66.00	51.83	50.78	41.94	38.73
#6 3/4 Regular	3 5/8" x 6 1/2"	102.21	113.55	83.80	60.20	49.79	45.33	37.85	35.00

#9 is available in black or blue standard inside tint. #6 3/4 has black inside tint only.

Business Envelopes with Inside Tint

Standard Inside Tint

24lb. White Wove with Diagonal Seam / Corner Card




Description	Size	500	1,000	2,500	5,000	10,000	25,000	50,000	100,000
				Per M	Per M	Per M	Per M	Per M	Per M
#10 Regular black	4 1/8" x 9 1/2"	91.24	101.37	79.41	60.83	42.75	38.81	35.34	33.76
#10 Regular blue	4 1/8" x 9 1/2"	91.24	101.37	79.41	60.83	42.75	38.81	35.34	33.76
#10 Window black	4 1/8" x 9 1/2"	99.66	111.01	87.51	67.79	47.59	43.55	42.06	40.15
#10 Window blue	4 1/8" x 9 1/2"	99.66	111.01	87.51	67.79	47.58	43.55	42.05	40.16
#9 Regular black	3 7/8" x 8 7/8"	91.13	101.24	79.28	60.70	44.09	38.54	36.88	34.02
#9 Regular blue	3 7/8" x 8 7/8"	91.13	101.24	79.28	60.70	44.09	38.54	36.88	34.02
#9 Window	3 7/8" x 8 7/8"	99.81	110.86	87.38	67.67	55.70	51.41	44.89	42.38
#6 3/4 Regular	3 5/8" x 6 1/2"	94.21	104.66	81.71	59.83	43.08	37.60	33.80	30.92
#6 3/4 Window	3 5/8" x 6 1/2"	103.89	115.45	90.42	67.69	57.15	52.03	45.63	42.51
Check Window	3 5/8" x 8 5/8"	105.56	117.26	93.52	72.88	60.37	57.15	52.47	49.85

#10, #9 and Check Window are available in black or blue standard inside tint. #6 3/4 has black inside tint only.

Remittance Envelopes

Remittance

24lb. White Wove - Two-Sided Litho Printing



Description	Size	500	1,000	2,500	5,000	10,000	25,000	50,000	100,000
				Per M	Per M	Per M	Per M	Per M	Per M
#9 3 13/16" - flap no perf	3 7/8" x 8 7/8"	174.60	194.00	166.91	120.92	84.83	74.81	65.97	56.76
#6 3/4 3 1/2" - flap w/perf	3 5/8" x 6 1/2"	140.53	156.10	123.89	93.10	86.23	71.31	57.97	54.28
#6 3/4 3 1/2" - flap no perf	3 5/8" x 6 1/2"	139.29	154.73	122.80	92.28	70.38	58.73	47.56	45.06
#6 1/4 3 3/8" - flap no perf	3 1/2" x 6"	130.84	145.36	114.29	84.82	78.26	59.54	54.55	50.78

All remittance envelopes are shipped flaps extended with standard gumming.

Orders requiring flaps folded add \$25/M.

Special Terms for Remittance Envelopes:

The impression area for the inside of the flap on the perfed #6 3/4 Remittance Envelope is approximately 1 1/2" x 6".

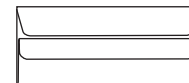
Flap Printing: No charge. Turnaround: 10 business days.

Orders that require folding 12-15 workdays.

Self-Seal Envelopes

Flip & Seal Style


24lb. White Wove with Booklet Style (side seam) / Corner Card



Description	Size	500	1,000	2,500	5,000	10,000	25,000	50,000	100,000
				Per M	Per M	Per M	Per M	Per M	Per M
#10 Regular	4 $\frac{1}{8}$ " x 9 $\frac{1}{2}$ "	123.63	137.38	113.86	99.51	71.84	70.03	66.46	62.28
#10 Window	4 $\frac{1}{8}$ " x 9 $\frac{1}{2}$ "	135.39	150.43	125.48	109.65	79.68	73.68	69.21	64.67

Flip & Seal Style - Blue Inside Tint


24lb. White Wove with Booklet Style (side seam) / Corner Card



Description	Size	500	1,000	2,500	5,000	10,000	25,000	50,000	100,000
				Per M	Per M	Per M	Per M	Per M	Per M
#10 Regular	4 $\frac{1}{8}$ " x 9 $\frac{1}{2}$ "	137.44	152.69	128.97	106.01	97.87	85.54	78.30	67.50
#10 Window	4 $\frac{1}{8}$ " x 9 $\frac{1}{2}$ "	150.24	166.88	143.29	118.94	105.78	89.58	82.03	75.24

Peel & Seal™

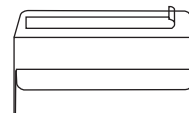
24lb. White Wove with Booklet Style (side seam) / Corner Card



Description	Size	500	1,000	2,500	5,000	10,000	25,000	50,000	100,000
				Per M	Per M	Per M	Per M	Per M	Per M
#10 Regular	4 $\frac{1}{8}$ " x 9 $\frac{1}{2}$ "	130.25	144.74	119.96	104.84	75.69	73.78	70.02	65.61
#10 Window	4 $\frac{1}{8}$ " x 9 $\frac{1}{2}$ "	141.28	156.97	130.93	114.41	83.15	76.89	72.22	67.49

Peel & Seal™ - Blue Inside Tint

24lb. White Wove with Booklet Style (side seam) / Corner Card



Description	Size	500	1,000	2,500	5,000	10,000	25,000	50,000	100,000
				Per M	Per M	Per M	Per M	Per M	Per M
#10 Regular	4 $\frac{1}{8}$ " x 9 $\frac{1}{2}$ "	144.80	160.87	135.88	111.69	103.12	90.13	82.49	71.11
#10 Window	4 $\frac{1}{8}$ " x 9 $\frac{1}{2}$ "	156.77	174.14	149.52	124.11	110.38	93.47	85.60	78.51

Raised printing is not available on the above envelopes.

Shelf life for Flip & Seal envelopes is one year, and shelf life for Peel & Seal™ envelopes is two years. This varies as adhesive properties diminish over time, especially when stocked in humid storage.

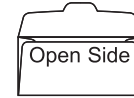
Warehouse program available. Call for a quote. Offline latex, folding, shrink wrapping and hole drilling available, see page 31. See pages 27-28 to price 2- to 4-color printing.

For larger quantity quotes, please contact our Customer Service department. With our inline web press and flexo printing, we can give our customers a competitive advantage on side-seam envelopes.

Banking & Financial Envelopes

Drive-In Teller Helper

24lb. White Wove - Litho Printed



Description	2,500	5,000	10,000	25,000	50,000	100,000
	Per M	Per M	Per M	Per M	Per M	Per M
3³/₈" x 7¹/₈" Open Side - Latex Seal on Flap*						
1 Color - 1 Side	136.00	109.76	76.56	62.70	55.50	51.95
1 Color - 2 Sides	141.91	114.56	80.08	64.25	58.81	54.25
2 Colors - 1 Side	148.07	119.53	82.44	67.11	60.35	55.04
2 Colors Front - 1 Color Back	155.34	125.38	85.72	70.29	63.05	57.19
2 Colors - 2 Sides	165.23	133.34	90.30	73.32	64.96	58.51
3¹/₈" x 7" Open End - No Latex Seal on Flap						
1 Color - 1 Side	114.60	89.52	67.23	59.49	52.22	47.92
1 Color - 2 Sides	122.10	91.42	71.23	63.64	55.69	51.96
2 Colors - 1 Side	131.20	97.50	74.67	65.65	57.43	52.50
2 Colors Front - 1 Color Back	140.08	102.49	78.79	68.55	60.31	54.70
2 Colors - 2 Sides	153.53	106.13	80.67	72.35	63.08	57.90
3¹/₈" x 7" Open End - Latex Seal on Flap*						
1 Color - 1 Side	143.25	111.89	84.03	74.38	65.29	59.91
1 Color - 2 Sides	152.63	114.28	89.04	79.55	69.61	64.95
2 Colors - 1 Side	164.01	121.88	93.33	82.05	71.79	65.62
2 Colors Front - 1 Color Back	175.10	128.12	98.49	85.69	75.39	68.38
2 Colors - 2 Sides	191.93	132.67	100.84	90.44	78.86	72.39
3³/₄" x 7¹/₁₆" Open End - No Latex Seal on Flap						
1 Color - 1 Side	117.01	88.68	67.62	65.24	55.96	51.96
1 Color - 2 Sides	124.15	96.07	74.37	66.92	59.33	55.02
2 Colors - 1 Side	132.91	103.24	77.96	68.12	60.98	55.55
2 Colors Front - 1 Color Back	141.46	110.27	81.18	68.97	63.73	58.12
2 Colors - 2 Sides	154.23	111.73	84.57	76.05	66.39	60.78
3³/₄" x 7¹/₁₆" Open End - Latex Seal on Flap*						
1 Color - 1 Side	146.26	110.79	84.52	81.53	69.95	64.96
1 Color - 2 Sides	155.20	120.09	92.98	83.66	74.18	68.78
2 Colors - 1 Side	166.14	129.03	97.45	85.15	76.24	69.44
2 Colors Front - 1 Color Back	176.82	137.82	101.50	86.21	79.65	72.64
2 Colors - 2 Sides	192.80	139.65	105.72	95.07	82.98	75.97

Call for a brochure showing our standard designs. We can also print your custom designs.

All Drive-In Teller Helper Envelopes are shipped flaps extended.

For 3- to 4-color printing see page 28 for upcharge.

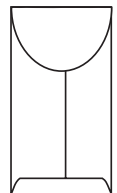
*Any Latex item is subject to +/- 10% overs or under.

Coin

24lb. Brown Kraft

Coin Envelope quantities greater than 5M ship FOB plant.
Coin Envelopes available in 2-, 3- and 4-color, digital print only.
Latex not available due to size.

Description	Size	1,000	5,000	10,000
			Per M	Per M
Coin	3" x 4 ¹ / ₂ "	93.33	65.60	50.67
Coin	3 ¹ / ₈ " x 5 ¹ / ₂ "	93.33	65.60	50.67
Coin	3 ¹ / ₂ " x 6 ¹ / ₂ "	95.67	67.96	53.04



24lb. White Wove

Description	Size	1,000	5,000	10,000
			Per M	Per M
Coin	3 ¹ / ₂ " x 6 ¹ / ₂ "	116.29	105.63	96.59

Banking & Financial Envelopes

FDIC Inside Tint

24lb. White Wove with Diagonal Seam / Corner Card



Description	Size	500	1,000	2,500	5,000	10,000	25,000	50,000	100,000
				Per M	Per M	Per M	Per M	Per M	Per M
#10 Regular	4 1/8" x 9 1/2"	91.24	101.37	79.41	60.83	42.75	38.81	35.34	33.76
#10 Window	4 1/8" x 9 1/2"	100.74	112.02	87.79	67.79	46.93	43.55	42.05	40.16

FDIC inside tint envelopes have a blue inside tint.

NCUA (for credit unions)

24lb. White Wove with Diagonal Seam / Corner Card



Description	Size	500	1,000	2,500	5,000	10,000	25,000	50,000	100,000
				Per M	Per M	Per M	Per M	Per M	Per M
#10 Regular	4 1/8" x 9 1/2"	102.29	108.05	84.64	62.93	49.91	43.61	41.41	39.54
#10 Window	4 1/8" x 9 1/2"	106.90	118.75	94.70	69.83	59.64	49.72	44.19	40.96

NCUA envelopes have a blue NCUA inside tint and are available with or without NCUA hands logo on front and back.

Special Postal Envelopes

1st Class Open End Catalog

28lb. White Wove / Corner Card



Description	Size	500	1,000	2,500	5,000	10,000	25,000
				Per M	Per M	Per M	Per M
Gummed Flap	9" x 12"	217.19	243.97	200.08	175.42	153.32	133.85
Gummed Flap	10" x 13"	246.21	279.26	235.65	202.97	178.31	160.03
Peel & Seal™*	9" x 12"	306.54	326.76	252.17	219.85	191.52	159.41

*Peel & Seal™ style offers better shelf life and better adhesion. The envelopes have folded flaps and ship and store in better condition than standard latex-seal envelopes. Latex-seal envelopes are available upon request. Call for pricing and delivery.

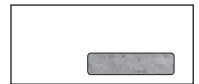
Also available in Tyvek® on page 16.

Warehouse program available. Call for a quote.
Quantities greater than 5M ship FOB plant.
See pages 27-28 to price 2- to 4-color printing.

Medical Envelopes

CMS/HCFA Standard Gummed Inside Tint

24lb. White Wove with Diagonal Seam / Corner Card



Description	Size	500	1,000	2,500	5,000	10,000	25,000	50,000	100,000
				Per M	Per M	Per M	Per M	Per M	Per M
#10 Window	4 1/8" x 9 1/2"	124.94	131.54	123.46	87.20	81.62	76.33	69.48	67.08

You must specify which CMS/HCFA envelope to match by indicating the item number, window size and position on your purchase order.

Order Code: CMS/HCFA10-Matches Transkrit #TS10WR: Window position 4 1/4" from left, 1 1/16" from bottom - window size 7/8" x 4 3/8". Black inside tint.

Order Code: CMS/HCFA3: Window position 4" from left, 1/2" from bottom - window size 1 1/8" x 4 1/2". Black inside tint.

Order Code: CMS/HCFA4-Matches Wilmer's CMS/HCFA1500: Window position 4" from left, 1 1/16" from bottom - window size 1 1/8" x 4 1/2". Black inside tint.

CMS/HCFA Flip & Seal Inside Tint

24lb. White Wove with Booklet Style / Corner Card



Description	Size	500	1,000	2,500	5,000	10,000	25,000	50,000	100,000
				Per M	Per M	Per M	Per M	Per M	Per M
#10 Window	4 1/8" x 9 1/2"	163.96	182.19	148.54	134.44	110.55	101.22	96.62	92.36

Matches Wilmer's CMS/HCFA1500: Window position 4" from left, 1 1/16" from bottom - window size 1 1/8" x 4 1/2". Black inside tint.

CMS/HCFA Open End Catalog - Self Seal

28lb. White Wove

Description	Size	250	500	1,000
				Per M
Plain	9" x 12 1/2"		99.50	160.13
Printed	9" x 12 1/2"		201.85	262.86

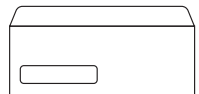
Envelope size 9" x 12 1/2", Window size 1 1/8" x 4 1/2", Window position 4" from the left and 9 15/16" from the bottom.



Postal and Inserting Envelopes

Fast Forward - Window

24lb. White Wove (One Color: Black or Reflex Blue)

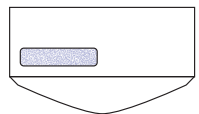


Description	Size	500	1,000	2,500	5,000	10,000	25,000	50,000	100,000	150,000
				Per M	Per M	Per M	Per M	Per M	Per M	Per M
#10 Window	4 1/8" x 9 1/2"	89.96	95.36	80.17	61.69	51.46	40.62	40.43	38.10	37.33

Window size 1 1/8" x 4 1/2", Window position 7/8" from the left and 5/8" from the bottom. Only available in side-seam construction.

Reverse Flap - Window

24lb. White Wove (One Color: Black or Reflex Blue)



Description	Size	500	1,000	2,500	5,000	10,000	25,000	50,000	100,000
				Per M	Per M	Per M	Per M	Per M	Per M
#10 Window	4 1/8" x 9 1/2"	101.07	112.28	90.07	69.32	57.78	54.07	45.42	42.82
#10 Window w/tint	4 1/8" x 9 1/2"	104.14	115.35	93.14	72.39	60.85	57.14	48.50	45.89

Window size 1 1/8" x 4 1/2", Window position 4 1/8" from the left and 2 1/2" from the bottom*. Blue and Black inside tint only.

*On Reverse Flap envelopes, the window is measured with the flap at the top.

Custom tint color and design options are available. Please call for details.

Catalog Envelopes

Open End Catalog - Gummed Flap



28lb. Brown Kraft - Corner Card

Size	500	1,000	2,000	5,000	10,000	25,000
			Per M	Per M	Per M	Per M
6" x 9"	163.99	186.05	156.00	123.20	110.03	100.54
6½" x 9½"	169.90	193.36	160.95	133.33	120.73	110.31
7½" x 10½"	183.58	208.66	173.66	143.53	130.03	125.82
9" x 12"	187.12	212.58	174.60	147.68	134.20	121.43
9½" x 12½"	202.55	228.68	188.26	161.14	144.95	136.11
10" x 13"	214.79	240.27	200.58	171.50	158.12	147.19
10" x 15"	253.80	278.86	236.39	202.24	192.70	189.03
11½" x 14½"	268.08	294.55	249.70	234.62	231.63	221.46
12" x 15½"	301.17	331.30	283.53	241.77	219.45	200.82

24lb. White Wove - Corner Card

Size	500	1,000	2,000	5,000	10,000	25,000
			Per M	Per M	Per M	Per M
6" x 9"	127.58	154.63	118.25	112.36	67.99	62.34
6½" x 9½"	157.20	183.77	145.47	128.78	110.41	104.22
7½" x 10½"	182.02	209.90	166.82	138.40	129.43	126.17
9" x 12"	184.45	208.25	166.94	139.22	123.25	115.16
10" x 13"	207.09	237.78	207.65	165.65	150.16	137.96

28lb. White Wove - Corner Card

Size	500	1,000	2,000	5,000	10,000	25,000
			Per M	Per M	Per M	Per M
6" x 9"	164.46	190.05	153.57	121.49	105.83	100.17
9" x 12"	186.84	210.33	168.24	140.78	125.23	117.26
9½" x 12½"	201.64	227.64	181.75	155.87	145.93	141.15
10" x 13"	213.86	241.18	228.69	168.14	154.36	145.31
11½" x 14½"	244.81	270.03	227.30	192.95	181.49	173.22
12" x 15½"	265.83	284.03	238.53	220.68	209.00	204.91

28lb. Gray Wove - Corner Card

Size	500	1,000	2,000	5,000	10,000	25,000
			Per M	Per M	Per M	Per M
6" x 9"	218.94	246.75	218.80	172.30	148.48	142.78
9" x 12"	249.41	283.27	244.74	200.47	181.92	177.26
10" x 13"	280.40	328.24	282.04	233.35	216.51	210.44

Open End Catalog - Peel & Seal™



28lb. Brown Kraft - Corner Card

Size	500	1,000	2,000	5,000	10,000	25,000
			Per M	Per M	Per M	Per M
9" x 12"	269.50	298.06	235.46	192.48	178.99	174.80
10" x 13"	307.60	339.67	260.35	219.64	204.44	196.81

28lb. White Wove - Corner Card

Size	500	1,000	2,000	5,000	10,000	25,000
			Per M	Per M	Per M	Per M
9" x 12"	239.16	266.66	219.92	184.34	161.84	138.07
9½" x 12½"	264.38	306.49	237.44	199.74	192.79	178.66
10" x 13"	276.68	320.68	248.96	208.17	196.99	181.81

Latex-seal envelopes are available upon request. Call for pricing and delivery.

Catalog Envelopes

Open End Catalog - Clasp/Gummed Flap

Please note! Subject to overs and under +/- 10%.



28lb. Brown Kraft - Corner Card

Size	500	1,000	2,000	5,000	10,000	25,000
			Per M	Per M	Per M	Per M
6" x 9"	277.29	321.87	258.75	212.27	182.98	168.11
6½" x 9½"	286.19	336.40	265.86	227.60	198.22	182.41
7½" x 10½"	305.30	351.14	277.29	236.86	206.54	189.42
9" x 12"	329.34	361.15	295.31	252.11	218.76	203.20
9½" x 12½"	346.16	384.05	314.70	266.91	235.42	218.21
10" x 13"	365.74	402.38	332.09	285.38	253.53	234.16
10" x 15"	434.97	482.99	382.53	331.68	297.80	273.24
11½" x 14½"	434.97	482.99	382.53	331.68	297.80	273.24
12" x 15½"	484.25	495.02	430.66	372.18	335.23	307.50

28lb. White Wove - Corner Card

Size	500	1,000	2,000	5,000	10,000	25,000
			Per M	Per M	Per M	Per M
9" x 12"	336.98	375.86	293.94	244.75	212.16	190.94
9½" x 12½"	358.67	396.95	309.67	256.23	225.86	208.61
10" x 13"	374.12	416.93	329.07	277.32	245.09	226.89

Button & String Inter-Department Catalog

Please note! Subject to overs and under +/- 10%.

Please call NIC for a quote and information on available stocks.

28lb. Brown Kraft

Button & string quantities greater than 2M ship FOB plant.

Description	Type	Quantities
Stock	Multiple sizes available.	
Imprint	Multiple colors available.	Minimum 1,000




Tyvek® Catalog

14lb. White / Corner Card

Tyvek® envelope quantities greater than 3M ship FOB plant.

Description	Size	300	500	1,000	2,000	3,000
		Per C	Per C	Per C	Per C	Per C
First Class	6" x 9"	98.54	88.25	80.36	71.98	65.16
First Class	9" x 12"	125.35	112.45	101.02	90.82	82.20
Plain	9" x 12"	121.85	109.55	97.13	87.21	78.90
First Class	10" x 13"	135.00	123.57	114.86	101.99	92.26
Plain	10" x 13"	131.47	122.17	110.81	98.31	88.84
First Class	10" x 15"	146.30	134.48	129.99	118.83	108.18
Plain	10" x 15"	142.51	132.24	125.94	115.46	104.87
First Class	12" x 15½"	173.21	157.86	156.13	138.08	125.40
Plain	12" x 15½"	169.17	155.28	151.93	134.18	121.78




All Tyvek® envelopes are priced per 100. For all other custom Tyvek®, contact Customer Service.

Turnaround is 10 business days after stock is received from vendor. Available in black and 1 PMS. Contact Customer Service for 2-color availability.

Booklet Envelopes

Booklet Catalog - Gummed Flap

28lb. Brown Kraft - Corner Card



Size	500	1,000	2,000	5,000	10,000	25,000
			Per M	Per M	Per M	Per M
9" x 12"	192.12	216.17	173.56	142.12	133.02	126.36

24lb. White Wove - Corner Card

Size	500	1,000	2,000	5,000	10,000	25,000
			Per M	Per M	Per M	Per M
6" x 9"	130.49	147.08	107.25	86.58	63.99	62.60
6" x 9½"	137.46	153.84	111.11	91.80	71.17	65.48
9" x 12"	188.05	211.73	170.07	136.78	123.94	115.33

28lb. White Wove - Corner Card

Size	500	1,000	2,000	5,000	10,000	25,000
			Per M	Per M	Per M	Per M
9" x 12"	189.66	213.49	172.43	141.74	103.03	96.09
10" x 13"	218.83	247.08	200.08	169.30	138.60	130.81

Peel and Seal

28lb. White Wove - Corner Card

Size	500	1,000	2,000	5,000	10,000	25,000
	Per M	Per M	Per M	Per M	Per M	Per M
9 x 12	221.70	248.39	203.02	173.71	149.77	131.94
10 x 13	261.46	291.99	237.46	193.59	171.61	144.35

Custom Latex Upcharges

Please note! Subject to overs and under +/- 10%.

Description	2,500	5,000	10,000	25,000	50,000	100,000+
	Per M	Per M	Per M	Per M	Per M	Per M
Standard Size Catalog Envelope	38.75	38.75	38.75	38.75	36.75	36.75

Warehouse program available. Call for a quote.
Quantities greater than 5M ship FOB plant.
Special window catalog envelopes available.

Business Stationery

NIC is proud to offer three different types of printing for your customers with stationery needs: Flat Printing, Thermographed and LaserSafe™. Flat Printing, or regular litho printing, is ink on paper. Thermography and LaserSafe™ are what most refer to as raised printing, which is achieved after a powder/ink is heated. This process is available on the front side only.

If your customer is not imprinting or running their stationery through any form of laser printer or printer generating heat, order from NIC's Thermographed selection. If your customer needs to imprint or run their stationery through any form of printer that generates heat, please choose LaserSafe™, a special powder/ink formulated to withstand that additional process.

If you have any questions, please call our Customer Service department. They will be happy to help you choose the best option for your customer.

Letterhead

20lb. White Wove

Description	500	1,000	2,500	5,000	10,000	25,000	50,000
			Per M	Per M	Per M	Per M	Per M
Flat Printed	88.87	125.03	99.00	77.59	58.28	50.45	47.09
Blank 2nd Sheets	45.76	67.28	64.59	61.99	59.52		

24lb. White Wove

Description	500	1,000	2,500	5,000	10,000	25,000	50,000
			Per M	Per M	Per M	Per M	Per M
Flat Printed	88.01	128.04	103.08	82.49	72.74	62.88	51.68
Thermographed	95.99	156.21	108.10	96.20	90.26	78.43	67.75
LaserSafe™	114.77	175.01	119.13	100.06	90.55	80.54	68.79
Blank 2nd Sheets	49.70	72.87	70.20	67.53	64.86		

24lb. White Recycled (30% PCW)

Description	500	1,000	2,500	5,000	10,000	25,000	50,000
			Per M	Per M	Per M	Per M	Per M
Flat Printed	94.03	133.86	104.59	86.56	77.12	65.64	57.30
Thermographed	100.11	159.40	114.70	98.52	93.05	81.14	72.30
LaserSafe™	118.89	175.01	119.13	100.06	90.55	80.54	68.79
Blank 2nd Sheets	54.40	81.96	79.21	76.45	73.70		

24lb. Color Wove¹

Description	500	1,000	2,500	5,000	10,000	25,000	50,000
			Per M	Per M	Per M	Per M	Per M
Flat Printed	96.08	136.79	106.87	88.45	78.81	67.07	58.56
Thermographed	104.28	166.04	119.48	102.63	96.93	84.52	75.31
LaserSafe™	127.56	187.77	127.82	107.36	97.16	86.41	73.81
Blank 2nd Sheets	52.81	79.57	76.90	74.23	71.55		

24lb. Mohawk Via Linen Writing (30% PCW)²

Description	500	1,000	2,500	5,000	10,000	25,000	50,000
			Per M	Per M	Per M	Per M	Per M
Flat Printed	133.48	189.00	158.97	137.69	125.03	111.09	94.56
Thermographed	161.78	216.73	162.72	150.42	140.97	125.97	121.97
LaserSafe™	171.48	236.31	174.17	148.93	139.82	123.79	120.06
Blank 2nd Sheets	67.18	104.68	101.93	99.18	96.43		

¹ Cream, Blue, Green, Pink, Canary and Goldenrod.

² Bright White, Natural White and Pure White.

Warehouse program available. Call for a quote.

Business Stationery

Letterhead (continued)

24lb. Mohawk Via Smooth Writing (30% PCW)²

Description	500	1,000	2,500	5,000	10,000	25,000	50,000
			Per M	Per M	Per M	Per M	Per M
Flat Printed	133.48	189.00	158.97	137.69	125.03	111.09	94.56
Thermographed	161.78	216.73	162.72	150.42	140.97	125.97	121.97
LaserSafe™	171.48	236.31	174.17	148.93	139.82	123.79	120.06
Blank 2nd Sheets	67.18	104.68	101.93	99.18	96.43		

70lb. Mohawk Via Smooth Writing - Bright White

Description	500	1,000	2,500	5,000	10,000	25,000	50,000
			Per M	Per M	Per M	Per M	Per M
Flat Printed	140.79	196.30	166.26	145.00	132.35	118.42	101.86
Thermographed	168.88	223.83	169.79	157.52	148.10	133.07	123.47
LaserSafe™	180.36	243.39	181.27	156.03	146.92	130.89	127.16
Blank 2nd Sheets	74.80	112.29	109.54	106.71	104.03		

60lb. Accent Opaque Smooth - White or Warm White

Description	500	1,000	2,500	5,000	10,000	25,000	50,000
			Per M	Per M	Per M	Per M	Per M
Flat Printed	92.51	127.42	107.03	87.23	77.85	68.34	59.46
Thermographed	100.18	127.21	107.28	99.72	83.14	73.70	64.14
LaserSafe™	126.46	153.81	121.66	107.92	92.38	82.48	79.99
Blank 2nd Sheets	50.68	76.54	74.24	72.02	69.86		

70lb. Accent Opaque Smooth - White or Warm White

Description	500	1,000	2,500	5,000	10,000	25,000	50,000
			Per M	Per M	Per M	Per M	Per M
Flat Printed	102.12	137.50	114.12	96.10	86.73	77.20	66.58
Thermographed	128.17	160.70	114.16	106.60	90.02	80.60	71.02
LaserSafe™	133.50	169.55	128.56	114.80	102.68	89.34	86.87
Blank 2nd Sheets	60.61	87.75	85.33	81.14	80.73		

24lb. Capitol Bond Bright White - Recycled 25% Cotton

Description	500	1,000	2,500	5,000	10,000	25,000	50,000
			Per M	Per M	Per M	Per M	Per M
Flat Printed	123.41	183.85	139.48	117.77	111.18	98.16	85.82
Thermographed	149.42	201.03	160.24	144.92	132.41	116.81	101.65
LaserSafe™	156.55	221.11	169.74	148.03	137.21	119.68	116.17
Blank 2nd Sheets	78.98	106.72	103.91	101.10	98.30		

24lb. Strathmore Writing Wove - 25% Cotton³

Description	500	1,000	2,500	5,000	10,000	25,000	50,000
			Per M	Per M	Per M	Per M	Per M
Flat Printed	133.48	189.00	158.97	137.69	125.03	111.09	94.56
Thermographed	161.78	216.73	162.72	150.42	140.97	125.97	121.97
LaserSafe™	171.48	236.31	174.17	148.93	139.82	123.79	120.06
Blank 2nd Sheets	77.68	104.68	101.93	99.18	96.43		

² Bright White, Natural White, Pure White and Ivory*.

³ Bright White, Natural White, Ivory, Soft White and Ultimate White.

*Stock has been discontinued. We will no longer carry once stock is depleted.

Business Stationery

Letterhead (continued)

24lb. Strathmore Laid - 25% Cotton⁴

Description	500	1,000	2,500	5,000	10,000	25,000	50,000
			Per M	Per M	Per M	Per M	Per M
Flat Printed	133.48	189.00	158.97	137.69	125.03	111.09	94.56
Thermographed	161.78	216.73	162.72	150.42	140.97	125.97	121.97
LaserSafe™	171.48	236.31	174.17	148.93	139.82	123.79	120.06
Blank 2nd Sheets	77.68	104.68	101.93	99.18	96.43		

24lb. Classic Laid (only available in laser finish)⁵

Description	500	1,000	2,500	5,000	10,000	25,000	50,000
			Per M	Per M	Per M	Per M	Per M
Flat Printed	133.48	189.00	158.97	137.69	125.03	111.09	94.56
Thermographed	161.78	216.73	162.72	150.42	140.97	125.97	121.97
LaserSafe™	171.48	236.31	174.17	148.93	139.82	123.79	120.06
Blank 2nd Sheets	77.68	104.69	101.93	99.18	96.42		

24lb. Classic Crest Writing⁶

Description	500	1,000	2,500	5,000	10,000	25,000	50,000
			Per M	Per M	Per M	Per M	Per M
Flat Printed	133.48	189.00	158.97	137.69	125.03	111.09	94.56
Thermographed	161.78	216.73	162.72	150.42	140.97	125.97	121.97
LaserSafe™	171.48	236.31	174.17	148.93	139.82	123.79	120.06
Blank 2nd Sheets	77.68	104.68	101.93	99.18	96.43		

24lb. Classic Linen⁷

Description	500	1,000	2,500	5,000	10,000	25,000	50,000
			Per M	Per M	Per M	Per M	Per M
Flat Printed	133.48	189.00	158.97	137.69	125.03	111.09	94.56
Thermographed	161.78	216.73	162.72	150.42	140.97	125.97	121.97
LaserSafe™	171.48	236.31	174.17	148.93	139.82	123.79	120.06
Blank 2nd Sheets	77.68	104.68	101.93	99.18	96.43		

⁴ Bright White and Natural White.

⁵ Avon Brilliant White, Natural White and Antique Gray.

⁶ Avon Brilliant White, Natural White, Baronial Ivory, Antique Gray, Whitestone and Solar White.

⁷ Avon Brilliant White, Solar White, Natural White, Baronial Ivory and Antique Gray.

Quantities greater than 5M ship FOB plant.

Business Stationery

#10 Regular/Matching Envelopes

24lb. White Wove

Description	500	1,000	2,500	5,000	10,000	25,000	50,000
			Per M	Per M	Per M	Per M	Per M
Flat Printed	88.08	97.84	78.23	55.58	41.32	36.79	35.48
Thermographed	95.99	117.37	95.83	86.68	80.97	74.57	59.47
LaserSafe™	102.42	130.22	109.43	97.68	92.00	85.48	70.82

24lb. White Recycled (30% PCW)

Description	500	1,000	2,500	5,000	10,000	25,000	50,000
			Per M	Per M	Per M	Per M	Per M
Flat Printed	95.86	106.55	86.95	63.22	60.42	55.86	42.02
Thermographed	108.20	129.74	105.34	78.26	74.45	69.25	54.99
LaserSafe™	114.04	141.98	117.45	89.65	85.78	80.38	66.55

24lb. Color Wove¹

Description	500	1,000	2,500	5,000	10,000	25,000	50,000
			Per M	Per M	Per M	Per M	Per M
Flat Printed	99.15	110.18	86.53	63.91	59.02	54.46	43.23
Thermographed	114.17	136.37	106.12	80.65	74.62	69.30	57.37
LaserSafe™	125.70	138.79	125.19	96.55	90.23	84.47	72.27

24lb. Mohawk Via Linen Writing (30% PCW)²

Description	500	1,000	2,500	5,000	10,000	25,000	50,000
			Per M	Per M	Per M	Per M	Per M
Flat Printed	153.76	207.14	171.14	142.15	125.03	123.93	120.78
Thermographed	194.70	271.22	211.79	198.12	172.44	160.96	135.74
LaserSafe™	197.54	266.79	226.70	197.66	178.27	166.85	150.19

24lb. Mohawk Via Smooth Writing (30% PCW)²

Description	500	1,000	2,500	5,000	10,000	25,000	50,000
			Per M	Per M	Per M	Per M	Per M
Flat Printed	153.76	207.14	171.14	142.15	131.28	123.93	120.78
Thermographed	194.70	271.22	211.79	198.12	172.44	160.96	135.74
LaserSafe™	197.54	266.79	226.70	197.66	178.27	166.85	150.19

70lb. Mohawk Via Smooth Writing - Bright White

Description	500	1,000	2,500	5,000	10,000	25,000	50,000
			Per M	Per M	Per M	Per M	Per M
Flat Printed	165.78	219.15	183.14	154.15	145.16	136.29	128.99
Thermographed	206.20	282.70	223.27	209.62	183.92	172.44	147.22
LaserSafe™	205.35	274.60	234.51	205.48	189.22	177.78	158.00

60lb. Accent Opaque Smooth - White or Warm White

Description	500	1,000	2,500	5,000	10,000	25,000	50,000
			Per M	Per M	Per M	Per M	Per M
Flat Printed	133.97	148.77	123.40	105.65	85.52	88.79	83.04
Flat #10 Window (Flat Printing Only)	162.23	154.42	132.89	115.14	104.63	104.09	96.32
Thermographed	145.89	195.05	152.00	146.13	128.53	123.53	104.25
LaserSafe™	155.32	211.46	168.14	159.58	141.74	138.73	125.73

¹ Cream, Blue, Green, Pink, Canary and Goldenrod.

² Bright White, Natural White and Pure White.

Business Stationery

#10 Regular/Matching Envelopes (continued)

70lb. Accent Opaque Smooth - White or Warm White

Description	500	1,000	2,500	5,000	10,000	25,000	50,000
			Per M	Per M	Per M	Per M	Per M
Flat Printed	142.85	157.63	132.26	114.53	89.15	83.35	76.81
Thermographed	158.05	208.74	164.36	156.76	138.61	135.04	115.19
LaserSafe™	159.78	217.80	174.73	167.34	149.73	146.26	126.98

24lb. Capitol Bond Bright White - Recycled 25% Cotton

Description	500	1,000	2,500	5,000	10,000	25,000	50,000
			Per M	Per M	Per M	Per M	Per M
Flat Printed	150.05	194.62	159.26	144.15	137.03	131.66	126.55
Thermographed	162.68	217.54	169.49	162.95	143.33	140.02	125.74
LaserSafe™	173.22	235.81	187.52	177.96	158.06	154.73	140.23

24lb. Strathmore Writing Wove - 25% Cotton³

Description	500	1,000	2,500	5,000	10,000	25,000	50,000
			Per M	Per M	Per M	Per M	Per M
Flat Printed	153.76	207.14	171.14	163.20	152.28	141.86	132.14
Thermographed	194.70	271.22	211.79	198.12	172.44	160.96	135.74
LaserSafe™	197.54	266.79	226.70	197.66	178.27	166.85	150.19

24lb. Strathmore Laid - 25% Cotton⁴

Description	500	1,000	2,500	5,000	10,000	25,000	50,000
			Per M	Per M	Per M	Per M	Per M
Flat Printed	153.76	207.14	171.14	163.15	152.28	141.78	137.39
Thermographed	194.70	271.22	211.79	198.12	172.44	160.96	156.73
LaserSafe™	197.54	266.79	226.70	197.66	178.27	166.85	160.69

24lb. Classic Laid (only available in laser finish)⁵

Description	500	1,000	2,500	5,000	10,000	25,000	50,000
			Per M	Per M	Per M	Per M	Per M
Flat Printed	153.76	207.14	171.14	163.15	152.28	141.78	137.39
Thermographed	194.70	271.22	211.79	198.12	172.44	160.96	156.73
LaserSafe™	197.54	266.79	226.70	197.66	178.27	166.85	160.69

24lb. Classic Crest Writing⁶

Description	500	1,000	2,500	5,000	10,000	25,000	50,000
			Per M	Per M	Per M	Per M	Per M
Flat Printed	146.44	197.28	162.99	155.43	145.03	135.10	125.85
Thermographed	185.43	258.31	201.70	188.69	164.23	153.30	129.27
LaserSafe™	197.54	266.79	226.70	197.66	178.27	166.85	150.19

³ Bright White, Natural White, Ivory*, Soft White and Ultimate White.

⁴ Bright White and Natural White.

⁵ Avon Brilliant White, Natural White and Antique Gray.

⁶ Avon Brilliant White, Natural White, Baronial Ivory, Antique Gray, Whitestone and Solar White.

*Stock has been discontinued. We will no longer carry once stock is depleted.

Quantities greater than 5M ship FOB plant.

Business Stationery

#10 Regular/Matching Envelopes (continued)

24lb. Classic Linen⁷

Description	500	1,000	2,500	5,000	10,000	25,000	50,000
			Per M	Per M	Per M	Per M	Per M
Flat Printed	153.76	207.14	171.14	163.20	152.28	141.86	132.14
Thermographed	194.70	271.22	211.79	198.12	172.44	160.96	135.74
LaserSafe™	197.54	266.79	226.70	197.66	178.27	166.85	150.19

⁷ Avon Brilliant White, Solar White, Natural White, Baronial Ivory and Antique Gray.

Announcement Envelopes

Announcement Envelopes

Latex is not available. Envelopes are not machine insertable.

60lb. Accent Opaque Smooth - White or Natural White (square flap)

Description	Size	500	1,000	2,500	5,000	10,000	25,000	50,000
				Per M	Per M	Per M	Per M	Per M
Flat Printed	4 ³ / ₈ " x 5 ³ / ₄ " (A2)	144.35	160.35	137.73	114.26	105.98	98.76	91.96
Thermographed	4 ³ / ₈ " x 5 ³ / ₄ " (A2)	175.10	199.47	183.94	165.43	151.26	140.93	121.88
LaserSafe™	4 ³ / ₈ " x 5 ³ / ₄ " (A2)	197.87	211.42	200.48	180.30	157.28	155.06	149.92
Flat Printed	4 ³ / ₄ " x 6 ¹ / ₂ " (A6)	165.36	183.70	159.55	130.92	121.42	113.16	106.44
Thermographed	4 ³ / ₄ " x 6 ¹ / ₂ " (A6)	200.53	228.46	210.69	189.54	173.28	161.45	139.64
LaserSafe™	4 ³ / ₄ " x 6 ¹ / ₂ " (A6)	226.67	242.15	229.61	206.63	180.22	177.61	180.41
Flat Printed	5 ¹ / ₄ " x 7 ¹ / ₄ " (A7)	174.27	192.61	166.66	139.84	130.31	122.03	115.34
Thermographed	5 ¹ / ₄ " x 7 ¹ / ₄ " (A7)	209.18	237.11	219.33	198.20	181.93	170.11	148.29
LaserSafe™	5 ¹ / ₄ " x 7 ¹ / ₄ " (A7)	235.35	250.81	238.26	215.29	188.87	186.27	180.41

24lb. Printmaster Wove - White (square flap)

Description	Size	500	1,000	2,500	5,000	10,000
				Per M	Per M	Per M
Flat Printed	4 ³ / ₈ " x 5 ³ / ₄ " (A2)		98.13	109.03	95.12	74.87
Flat Printed	4 ³ / ₄ " x 6 ¹ / ₂ " (A6)		102.20	113.56	99.66	79.41
Flat Printed	5 ¹ / ₄ " x 7 ¹ / ₄ " (A7)		106.54	118.38	104.48	84.23
Flat Printed	5 ¹ / ₂ " x 8 ¹ / ₈ " (A8)		142.42	158.24	144.06	123.43
Flat Printed	5 ³ / ₄ " x 8 ³ / ₄ " (A9)		141.71	157.45	142.90	121.71
Flat Printed	6" x 9 ¹ / ₂ " (A10)		172.97	192.19	177.62	156.42

Coordinating personalized notecards, thank you cards, etc. are as unique as each individual. Please call NIC for a quote and information on available stocks and colors.

Business Cards - Flat Printed or Thermographed

From Vellum Bristol to Strathmore Premium, NIC offers a wide variety of matching cover stocks to complete your customers' stationery requirements and provide the professional image they want.

Standard Ink Colors Available: Black, Reflex Blue, Process Blue, PMS Red 185 and PMS Brown 463

Standard 2-Color Combinations:

- a) Black and Reflex Blue, Process Blue, PMS Red 185, PMS Green 347 or PMS Brown 463
- b) Reflex Blue and PMS Red 185
- c) Process Blue and PMS Red 185

For additional PMS colors/charges, please see page 27.

Thermo-printed cards will have a \$2.50 upcharge for the thermo powder.

Standard Business Card Stock

67lb. Vellum Bristol Cover - Blue/Green/Canary/Pink/Ivory

Description	500	Add'l 500	1,000	Add'l 1,000
Black	49.43	44.04	51.05	46.58
1 Standard Ink Color	53.11	46.74	54.77	49.16
2 Standard Ink Colors	64.48	61.64	68.10	64.44

80lb. Accent Opaque Smooth Cover - White or Warm White

Description	500	Add'l 500	1,000	Add'l 1,000
Black	49.43	44.04	51.05	46.58
1 Standard Ink Color	53.11	46.74	54.77	49.16
2 Standard Ink Colors	64.48	61.64	68.10	64.44

80lb. Mohawk Via Linen Cover - Bright White/Natural White/Pure White/Ivory*

Description	500	Add'l 500	1,000	Add'l 1,000
Black	80.06	72.18	85.67	73.71
1 Standard Ink Color	86.36	78.51	92.63	81.41
2 Standard Ink Colors	101.81	97.32	109.39	95.34

*Stock has been discontinued. We will no longer carry once stock is depleted.

80lb. Mohawk Via Smooth Cover - Bright White/Natural White/Pure White/Ivory*

Description	500	Add'l 500	1,000	Add'l 1,000
Black	80.06	72.18	85.67	73.71
1 Standard Ink Color	86.36	78.51	92.63	81.41
2 Standard Ink Colors	101.81	97.32	109.39	95.34

*Stock has been discontinued. We will no longer carry once stock is depleted.

100lb. or 120lb. Accent Opaque Smooth Cover - White or Warm White

Description	500	Add'l 500	1,000	Add'l 1,000
Black	64.63	57.83	66.65	61.05
1 Standard Ink Color	66.67	58.98	68.72	61.91
2 Standard Ink Colors	80.35	76.49	84.85	80.42

88lb. Strathmore Writing Wove Bristol* - Bright White/Ulimate White/Natural White

Description	500	Add'l 500	1,000	Add'l 1,000
Black	81.59	73.55	87.30	75.11
1 Standard Ink Color	88.00	80.01	94.40	82.96
2 Standard Ink Colors	103.75	99.17	111.48	97.16

*After depletion of 88lb., which the mill is no longer producing, we will change to 80lb.

110lb. Strathmore Writing Wove Bristol* - Bright White or Ulimate White

Description	500	Add'l 500	1,000	Add'l 1,000
Black	97.80	89.71	117.04	111.30
1 Standard Ink Color	104.30	96.19	124.18	118.46
2 Standard Ink Colors	120.17	112.08	140.56	133.67

*After depletion of 110lb., which the mill is no longer producing, we will change to 100lb.

Proofs for Business Cards: \$10 for first card. \$3.44 ea. additional card.

Additional Stationery and Business Card Stocks: If you're looking for a paper stock or color not shown, please email the specifications to paart@national-imprint.com for a quote. NIC offers blank stock on all items.

Standard Business Card Stock (continued)

CIS 12pt. - White (thermo 2-sided not available). For digital flat printing on coated stock, please call Customer Service for pricing.

Description	500	Add'l 500	1,000	Add'l 1,000
Black	60.08	54.30	69.06	64.27
1 Standard Ink Color	61.82	55.33	70.78	65.01
2 Standard Ink Colors	73.10	70.61	84.34	80.75

Specialty Business Card Stock

80lb. Cover - As listed below

Description	500	Add'l 500	1,000	Add'l 1,000
Black	81.59	73.55	87.30	75.11
1 Standard Ink Color	88.00	80.01	94.40	82.96
2 Standard Ink Colors	103.75	99.17	111.48	97.16

Classic Laid: Avon Brilliant White, Antique Gray or Natural White.

Classic Linen: Avon Brilliant White, Baronial Ivory, Antique Gray, Natural White or Solar White.

Classic Crest Smooth: Avon Brilliant White, Baronial Ivory, Antique Gray, Solar White, Whitestone or Natural White.

Pads

Pricing is for one color, black or reflex blue. Our standard pads are 100 sheets per pad with a chip backer. If your customer requests only 50 sheets per pad, please subtract 15¢ per pad and for 25 sheets subtract 25¢ per pad.

Standard Memo

24lb. White Wove

Size	10 Pads	20 Pads	30 Pads
4¼" x 5½"	7.45 ea.	4.88 ea.	4.46 ea.
5½" x 8½"	8.08 ea.	6.25 ea.	5.65 ea.

Prescription Pads

Standard Prescription

24lb. White Wove - Full Face

Size	10 Pads	20 Pads	30 Pads
4¼" x 5½"	7.55 ea.	4.98 ea.	4.65 ea.

Pads are also available on other stocks, sizes and sheet counts as well as full-face printing. Call for pricing.

Secure Prescription

24lb. White Wove

Size	4 Pads	12 Pads	20 Pads
4¼" x 5½" (vert.)	14.61 ea.	12.23 ea.	11.34 ea.
5½" x 4¼" (horiz.)	14.61 ea.	12.23 ea.	11.34 ea.

- Complies with Medicare & Medicaid legislation for all states except CA, FL, IN, KY, ME, NJ, WV and WY
- ODT™ Void Security Background
- Thermochromic Ink (heat reactive)
- Reverse Rx
- Microprint Border and Lines
- Watermark
- Chemical-Reactive Paper
- Fluorescent Fibers
- Preprinted Prescriber Information
- Blue Background on White Paper
- Security Backer

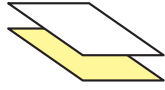
Free shipping 4-20 pads. Low minimums.

Carbonless Forms

All of our carbonless form printing is on 21lb., black image with glued-edge construction. All quantities greater than 1,000 are priced per 1,000 sets. 4-Color digital printing is now available on our carbonless forms. Please call for a quote.

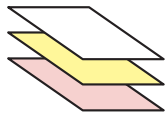
2-Part

Size	500 Sets	1,000 Sets	2,000 Sets	3,000 Sets	5,000 Sets
			Per M	Per M	Per M
8½" x 14"	154.34	223.15	199.95	189.86	171.30
8½" x 11"	146.62	194.79	161.87	151.65	142.17
8½" x 7"	143.71	161.66	121.57	104.64	96.37
8½" x 5½"	140.75	155.82	112.66	96.67	67.78
Additional for 2-Color	25.00	40.00	38.00	35.00	32.00



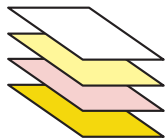
3-Part

Size	500 Sets	1,000 Sets	2,000 Sets	3,000 Sets	5,000 Sets
			Per M	Per M	Per M
8½" x 14"	218.96	321.00	308.95	280.20	247.20
8½" x 11"	185.39	277.02	252.85	230.61	215.32
8½" x 7"	164.10	230.18	178.46	159.75	147.20
8½" x 5½"	144.88	196.32	138.67	128.24	111.61
Additional for 2-Color	35.00	60.00	55.00	50.00	45.00



4-Part

Size	500 Sets	1,000 Sets	2,000 Sets	3,000 Sets	5,000 Sets
			Per M	Per M	Per M
8½" x 14"	256.55	419.68	400.63	390.93	366.45
8½" x 11"	224.33	360.95	323.39	311.56	289.88
8½" x 7"	186.44	263.25	228.26	216.42	204.29
8½" x 5½"	172.49	238.76	200.21	194.16	154.95
Additional for 2-Color	50.00	75.00	70.00	65.00	60.00



Additional Services

	500 Sets	1,000 Sets	2,000 Sets	3,000 Sets	5,000 Sets
			Per M	Per M	Per M
Consecutive Numbering*	10.50	18.00	18.00	18.00	13.00
Back / 2nd Side Printing	30.00	35.00	28.00	26.00	25.00
Micro Perf (one line horizontal)	20.00	20.00	15.00	15.00	12.00

*Consecutive numbering is available on 1- to 2-color forms. Pricing is for numbers in black. PMS Red 185 is available for an additional \$7.50. Please specify when ordering. Numbering is 3/16" high and available up to seven digits.

Drilling: Three hole - 1/4" drilling available for additional 7.00/M sets.

Cutting: If form requires trimming to a custom size not listed above, please add the following per side:

2-Part - 8.40/M sets

3-Part - 9.45/M sets

4-Part - 10.00/M sets

Artwork: Please allow 5/16" white space on all sides. Minor typesetting will be provided free of charge. However, art/typesetting charges will be incurred if more significant work is required as well as an additional two-three business days turnaround time. Call in advance for a special quote.

Shrink Wrapping: NIC's carbonless forms are delivered shrink wrapped in convenient quantities, which is already included in pricing. If you require a specific number of sets per package, please add an additional charge of 75¢ per wrap/package. Large quantities may require additional lead time.

Inks & Multi-Color Printing

We want you to feel confident in knowing exactly how much your project will cost. If you have any questions regarding pricing, please call with your project specifications or email paart@national-imprint.com. We will be happy to quote a final price and answer any questions you may have. We know your customer is counting on you and doesn't like surprises!

All prices listed in this booklet are for one color, black, reflex blue, PMS 185, PMS 347 or PMS 463. All inks are soy based and laser compatible. For your customers who need additional colors, below are ink charges for our stock colors and other ink options. These prices are for additional ink charges only and do not include added plates, processing, printing or other charges.

Stock PMS Inks: 10.50 ea.

- Blue** PMS 072, 280, 281, 282, 285, 286, 287, 288, 289, 293, 294, 295, 300, 301, 307, 540, 541, Cyan or Process Blue
- Red** PMS 186, 187, 199, 200, 201, 202, 208, 485, 032, Warm Red or Magenta
- Gray** PMS 423, 424 or 431
- Green** PMS 320, 322, 342, 343, 348, 349, 354, 355 or 357
- Yellow** PMS 109, 129 or Yellow
- Orange** PMS 123 or 165
- Brown** PMS 464

Other PMS Inks:

All Business Envelopes, Catalog Envelopes, Stationery (letterhead, envelopes, business cards) and Memo Pads:

- PMS Ink - If PMS number is included with order 20.50 ea.
- PMS Ink Match or if number is NOT included with order 27.50 ea.
- Metallic Inks 50.00 ea.
- Pastel Inks 50.00 ea.

2-Color Printing

Listed below are the additional charges for 2-color printing. Add these charges to any envelope (except drive-in teller helper) or letterhead prices, which are for black or reflex blue only. For other ink colors, see ink color prices above. 2-Color orders require a sample for color separation.

	500	1,000	2,500	5,000	10,000	25,000	50,000	100,000+
			Per M	Per M	Per M	Per M	Per M	Per M
Close Registration ($\frac{1}{16}$ " or closer)		6.00	6.00	5.00	2.50	1.50	1.00	0.75
Business Envelopes (Litho/Flat)		12.50	10.50	6.50	4.50	3.50	2.50	1.50
Business Envelopes (Thermographed)		22.50	20.50	10.50	8.50	6.50	4.50	3.50
Letterheads (Litho/Flat)		16.50	15.50	8.50	6.50	5.50	3.50	2.50
Letterheads (Raised)		22.50	20.50	10.50	8.50	6.50	4.50	3.50
Catalog Envelopes (Flat)	18.50	17.50	15.50	12.50	10.50	6.50	5.50	4.50
Yellow Ink Combo*		17.50	10.50	8.50	6.50	6.50	6.50	6.50

*If combining a Yellow PMS as the second color with the standard black or reflex blue, this charge will be in addition to 2-color printing charges.

Inks & Multi-Color Printing (continued)

Below are the additional charges for 3- to 4-color printing. Pricing is for all commercial envelopes, open-end and booklet envelopes up to 9" x 12" (see art specifications for further clarification). For 3- and 4-color letterheads, please call for pricing.

Lead Times: 3- to 4-color spot: 10 to 12 days
4-color process: 15 to 18 days

Weight Restrictions: Only 24lb. and 28lb. papers. No 20lb. envelopes or letterheads.

3-Color Spot

For one-sided printing, add the following per M upcharge to the applicable 1-color pricing, plus the appropriate ink charges (page 27).

1,000	2,500	5,000	10,000	25,000	50,000	100,000	150,000
	Per M	Per M	Per M	Per M	Per M	Per M	Per M
80.00	35.00	20.00	12.00	8.00	6.50	6.00	5.50

4-Color Spot

For one-sided printing, add the following per M upcharge to the applicable 1-color pricing, plus the appropriate ink charges (page 27).

1,000	2,500	5,000	10,000	25,000	50,000	100,000	150,000
	Per M	Per M	Per M	Per M	Per M	Per M	Per M
170.00	75.00	40.00	18.00	11.00	9.50	8.00	7.00

4-Color Process

For one-sided printing, add the following per M upcharge to the applicable 1-color pricing. These prices are for 4-color process only – CMYK. No metallic or 800 series ink.

1,000	2,500	5,000	10,000	25,000	50,000	100,000	150,000
	Per M	Per M	Per M	Per M	Per M	Per M	Per M
160.00	70.00	36.00	22.00	15.00	13.00	11.00	10.25

Flap/Back

Commercial sizes, 6" x 9", 6" x 9½" and 6½" x 9½" booklets: If back printing exists in addition to 3- or 4-color face copy, please add 2-3 more working days to applicable 2-color lead time and the following upcharges.

Description	1,000	2,500	5,000	10,000	25,000	50,000	100,000	150,000
		Per M	Per M	Per M	Per M	Per M	Per M	Per M
1-Color Back	30.00	15.00	8.00	6.50	5.00	4.00	3.50	3.00
2-Color Back	45.00	22.50	12.00	8.75	6.50	5.50	4.75	4.00
3-Color Back	85.00	40.00	22.50	15.00	9.00	8.50	8.00	7.50
4-Color Spot Back	175.00	80.00	45.00	22.00	15.00	13.00	11.50	11.00
4-Color Process Back	185.00	85.00	50.00	27.00	20.00	18.00	16.50	16.00

NOTE: Inks for the above must be the same ink(s) as printed on the face, otherwise additional applicable ink charges need to be added. Also, please note under 2-color pricing the additional charge for Yellow Ink, which may apply to 3- and 4-color spot. It does NOT apply to 4-color process.

Fulfillment Schedule

FREE Delivery to ALL Continental U.S. States

NIC provides FREE delivery on quantities of 5M or less for stock items or where otherwise noted. Quantities greater than 5M are shipped FOB plant. For shipping outside the continental states, call Customer Service for pricing. In addition, UPS/FedEx have instituted a **redelivery charge** on shipments in which an incorrect delivery address is provided. If you provide an incorrect delivery address or if additional **residential delivery charges** apply, these charges will be billed to you on a subsequent invoice. All shipments, depending on order size and destination, are routed “Best Way.” Shipments via “Common Carrier” may require **inside delivery**, which carries an additional charge. These charges will be billed to you on a subsequent invoice. Inside delivery must be noted on your purchase order to ensure correct delivery documentation or an additional charge may apply.

Standard Shipping Schedule

These are the turnaround times on our most popular envelopes and stationery stocks.

I- to 2-Color

Business envelopes

Any flat printed stock, I-Color reflex blue or black	3-5 days
I- and 2-Color	5-7 days
Over 25M or higher	5-7 days

Letterheads and/or companion envelopes flat or thermographed, catalog envelopes, business envelopes thermographed, memo pads, carbonless forms

Black or Reflex Blue	5-7 days
2-Color	7-10 days

Business cards (please allow up to two additional days for flat printed cards)

Black or Reflex Blue	5-7 days
2-Color, one side	5-7 days
Two sided and/or with bleed	10-12 days

Catalog envelopes with latex seal

I- or 2-Color	10-12 days
---------------	------------

Rush Fulfillment Program

We know how important your customer’s rush order is! Our goal is to deliver exactly as promised. Rush orders must be received by 1:00 PM ET, be complete and without discrepancies. Rush charges are generally \$75 per item. For large projects, rush charges may exceed \$75. During busy times, we may not be able to accept rush orders in order to maintain our standard turnaround times. We encourage you to contact Customer Service to verify the available turnaround time, delivery options and rush charges before submitting your order.

Artwork

In the past, some added services carried additional charges. NIC is pleased to offer many of those now FREE of charge. Please see the complete list below. We accept original B&W artboards, disks or electronic files. Please remember, bad samples will reproduce poorly. Facsimiles, photocopies, hand-drawn sketches or clippings are NOT acceptable. Negatives are required for thin-line art, screen tints, halftones/duotones and 2-color work.

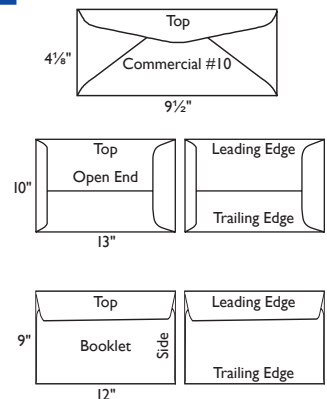
FREE Artwork Services:

- Typesetting: NIC has an Adobe Typestyle Library consisting of over 1,000 typestyles (up to 20 lines of copy - a \$10-\$50 value!)
- Includes minor touch-up/corrections to art (allow an additional two business days)
- Artwork/art files: preflighting art files, shooting CRC or samples
- Customer alterations: minor touch-up, adding to, deleting from and/or adjusting artwork
- Reverses or knockouts (up to 20 square inches)
- Vertical corner card, indicia, lower left/right and bottom print
- Screening (available in 10% increments)
- Borders
- Reduction or enlargement

Artwork Submission Guidelines for 3- to 4-Color Orders

Gripper Margins - For Close Registration

Description	Minimum Measurement	Measurement Taken From
All Commercial Sizes	$\frac{13}{16}$ "	Top of Envelope
All 6½" x 11" Letterheads	$\frac{13}{16}$ "	11" Side
Open Ends thru 9" x 12"	$\frac{13}{16}$ "	Side of Envelope
Booklets thru 9" x 12"	$\frac{13}{16}$ "	Top of Envelope
Open Ends thru 9½" x 12½" and 9" x 12"	$\frac{1}{2}$ "	Leading Edge
(As critical as gripper)	1½"	Trailing Edge
9½" x 12½" Booklets	$\frac{1}{2}$ " top	Top of Booklet
10" x 13" Booklets	1½" bottom	Bottom of Booklet
Open Ends larger than 10" x 13"	—	Cannot Run on 4-color Press



Concerns: Close registration is not a problem for any of the above envelopes, open end or letterhead sizes that can run on the 4-color jet presses as long as the appropriate gripper margins are observed. 9½" x 12½" open ends and booklets and 10" x 13" open ends and booklets that do not meet the gripper and margin requirements listed or 11½" x 14½" and larger open ends may still be printed 3-color spot on a standard 6", 2-color jet press subject to the first two colors having a 1/8" separation from the third color.

Copy Quality: Absolutely no laser-generated artwork that is under 1000 dpi (dots per inch) resolution will be accepted. Artwork should be top quality, color separated, exact size to print complete with registration marks. Pre-screened negatives or digital files must be supplied when imprint has a screen. A correct color sample or color key must be supplied, or we will prepare a proof for customer approval and add the applicable upcharge if the customer requests a press proof. If the order size is minimal and the stock is NOT custom manufactured, we may waive the necessity of a proof.

Artwork Storage Policy: Film, disks and samples will be kept on file for two years from the most recent order. Reorders older than two years may require artwork and/or samples with color separations and margins indicated.

Additional Services

Bleeds: 4.75 (one side)

Light coverage. Please call for pricing for multiple bleeds. One additional business day required.

Proofs:	Faxed	10.00	Available upon request. One additional business day required.
	PDF	10.00	Available upon request.
	Business Card	10.00	1st proof/card. 3.44 each additional card.

Price includes one original and one revised proof. Upon approval, standard 48-hour turnaround time begins.

Press Proofs: 150.00 1- to 4-Color

Shrink Wrapping: 75¢ per wrap.

Large quantities may require additional lead time, please inquire. Shrink wrapping in convenient packages is included in carbonless pricing.

Padding: 1.25 per pad.

Sizes: 5½" x 8½" or 8½" x 11". Five-pad minimum. Applies to padding application only. Does not include paper, shipping, etc.

3-Hole Drilling: Pricing is for 3-hole drilling at standard ¼" hole. Please call if you require other drill sizes.

Flyers/Single Sheets	5.00 min/M Sheets
Carbonless Forms	7.00 min/M Sets
Envelopes	10.00 min/M Envelopes

Latex Upcharges: 38.75 per M (2,500 - 49,999) 36.75 per M (50,000 - 100,000+) **Please note!** Subject to overs and under +/- 10%.

Warehouse/Inventory Management: Call for details.

Two Sided

Up to #11 Envelope

Description	1,000	2,500	5,000	10,000	25,000	50,000	100,000
		Per M	Per M	Per M	Per M	Per M	Per M
1-Color	30.00	15.00	8.00	6.50	5.00	4.00	3.50
2-Color	45.00	22.50	12.00	8.78	6.50	5.50	4.75

Folding

Two parallel folds only. Not available folded in different directions (i.e. quarters).

Flat Sheet Size	500	1,000	2,500	5,000	10,000	25,000	50,000	100,000
			Per M	Per M	Per M	Per M	Per M	Per M
8½" x 11"								
11" x 17"								

Call Customer Service Representative for Quote

Submit for Quote

NIC recommends you submit a request for quote to paart@national-imprint.com for any of the following:

- Developing new artwork
- Color separation (allow five additional days if color-separated artwork not furnished)
- Heavy ink coverage, full-face or two-sided printing

Quantities greater than 5M ship FOB plant.

Trade Practices & Information

1. Credit & Payment Terms

Initial orders on new accounts are subject to credit approval. To expedite your first order include full pre-payment or we accept Discover, American Express, Visa and MasterCard. Also include your complete Dealer Application to ensure quick fulfillment of all future orders. Our payment terms are net 30 days. Please keep your account payments current. Late payments beyond 30 days will delay processing of your orders.

2. Pricing: Price Sheet

If there is a discrepancy between the National Imprint Corp. price list or quote and the dealer purchase order, the price list or quote will supercede. Although every effort is made to ensure accuracy on pricing and merchandise specifications, an occasional pricing error may occur. National Imprint Corp. reserves the right to fulfill orders at correct prices or with correct merchandise. Occasionally an item may be discontinued by National Imprint Corp. or a paper mill.

Quotes: If you need more than three items quoted, please fax or email: paart@national-imprint.com. On quoted orders please refer to National Imprint Corp. quote number supplied on your Quotation Response Form. Discrepancies between quoted specifications and order specifications negates original quote. Variations require re quoting and updated turnaround schedule. Quoted prices are valid for 30 days. Special runs may result in 10 - 20% unders or overs. Your invoice will be adjusted accordingly.

3. Ordering

We will fill your Purchase Order as requested. All specifications must be carefully listed on your Purchase Order. If there is a variance between your Purchase Order and sample, National Imprint Corp. will always refer to Purchase Order and Standard Program Terms. Any omissions or discrepancies will delay the timely fulfillment of your Purchase Order. Any order received after 1:00 PM ET will be considered received the next business day. Faxed orders must include exact copy placement, color breaks and PMS numbers.

New Orders: To ensure accuracy, phone orders are not permitted. Ordering is easy by fax or email. Whether an order is faxed or emailed, please include all specifications, such as dimensions of merchandise, imprint placement, ink color, typestyle and punctuation. When faxing orders, please transmit on the "FINE" setting. Also, please include your account number.

Reorders: Phone orders are accepted on exact repeat orders only, valued at \$200.00 or less. Reorders must include the most recent corresponding sales order number and a faxed or emailed sample of the original printing to ensure the correct negatives are used. Please note ink separation, position of printing, ink colors, changes, etc. Refer to fax guidelines. We maintain production samples and negatives for two years.

Cancellations or Changes: \$10.00 if made prior to printing the product. Of course, orders completed cannot be cancelled or changed. Any change or addition to your order must be confirmed via fax or email before processing.

4. Inside Tint

Samples for standard inside tints are available upon request. Any special pattern or color requires a quoted price and delivery time.

5. US Postal Specifications

If artwork is supplied by the dealer, the dealer is responsible for conformity or non-conformity to US Postal specs. National Imprint Corp. will print according to dealer-supplied artwork or samples. Only when National Imprint Corp. develops the artwork will National Imprint Corp. accept responsibility for conformity to US Postal specs.

6. Industry Tolerances

ENVELOPE SIZE, WINDOW SIZE, WINDOW PLACEMENT OR PRINTING POSITION MAY VARY +/- 1/16".

Ink Colors: We do not guarantee an "exact" ink match because of the normal variations in manufacturers' ink, in PMS books and in ink color variations caused by paper stock.

Paper: We are not responsible for variations in color, finish, bursting strength or weight that are within the paper manufacturer's tolerances.

7. Laser Printing

All of our papers, with the exception of laid finish papers, are "laser friendly." They can be used in laser printers even though they are not classified as laser papers. Samples for testing are available free of charge. If you require a sheet that must perform in a laser printer and need a laid finish, we recommend Classic Laid Imaging, and this should be specified on your Purchase Order.

8. Storage Policy

Contact our quote department for storage, masters, subsequent imprinting and inventory reporting services. The following policy applies:

- Minimum storage quantities are 25M envelopes or letterheads.
- Minimum invoicing time frame is six months.
- Products held longer than six months will continue to be billed on a per-month basis until all stock is depleted.
- Shipping charges for product returned to the distributor or their customer will be invoiced to the distributor.
- Invoices will be generated on the 15th of each month for the previous month's inventory storage costs.
- Minimum monthly storage cost is \$17.50 per skid of stock inventory for quantities less than 25M.

9. Customer Service

If at any time there is a question regarding your order, please contact our Customer Service department at **800.683.3000**. Business hours are Monday - Friday, 8AM to 4:30PM ET. Our fax lines are open 24 hours a day.

Toll Free Fax: 866.520.9290

Email: cspa@national-imprint.com

10. Guarantee

Check your order carefully upon receipt. Imprinted merchandise found to be unacceptable due to factory error will be replaced or credited. Any discrepancies must be reported to National Imprint Corp. within **30 days** to receive a replacement or credit. Our maximum liability is limited to the cost of the order.

11. Samples

A sample will be included with your invoice. If you need additional samples, please request when submitting the order.

12. Additional Terms

This catalog constitutes an offer to sell goods and/or provide services at the price and terms set out in this catalog. All sales of goods or services from this catalog are subject to the terms and conditions set out at printtermsandconditions.com. The terms and conditions contain important legal information. Please review them carefully.

©Copyright 2022 National Imprint Corp. Any unauthorized use or duplication of this catalog without the prior consent of National Imprint Corp. is prohibited.